


Raimond II

RAIMOND PUTS




The Raimond lights: perfect spheres of mathematical ingredients punctuated by tiny LED lights. Designer Raimond Puts was not only intrigued by the shape of the geodesic dome, but also with the mystery of prime numbers. It's no coincidence that the dimension of all Raimond lights resemble a prime number. The result of mathematical perfection, that brings the starry night sky into your home. Compatible with our Wireless Wall Switch, for quick and easy dimming that gives you full control over the light output.

Detailing



Two steel spheres, interconnected with LEDs, form a thin and openwork triangular mesh that transport the electric current.

Colours



Stainless steel

Raimond II / Raimond II, R43

Dimensions

43cm | 16.9"



Product

WIDTH 43cm | 16.9"

HEIGHT 43cm | 16.9"

DEPTH 43cm | 16.9"

DIAMETER 43cm | 16.9"

WEIGHT NETTO 1.5kg | 3.31lbs

Packaging

WIDTH 52cm | 20.5"

HEIGHT 60cm | 23.6"

CUBAGE 0.16m³ | 5.73ft³

LENGTH 52cm | 20.5"

WEIGHT 5kg | 11.02lbs

Technical UL / CE

ADDITIONAL

Compatible with our Wireless Wall Switch, for quick and easy dimming that gives you full control over the light output.

MATERIAL

Stainless Steel Sphere (indoor use, not resistant to marine environments) with PMMA lenses

ENERGY LABEL

B

LIGHTSOURCE TYPE

LED

LIGHTSOURCE INCLUDED

Yes

NUMBER OF LIGHTSOURCES

92

INPUT VOLTAGE

120-250V

FREQUENCY

50/60

MAX POWER CONSUMPTION

17W

LAMPHOLDER

LED (Solid state)

LIFETIME

50000 hours

CABLE COLOUR

Transparent with tinned cores

CABLE LENGTH

250cm | 98.4"

CANOPY

Pebble III Steel Coated, ABS

COLOUR TEMPERATURE

2500 K (max)

CRI

92

LIGHT DIRECTION

All directions

LIGHT OUTPUT

664 lm

DIMMING & LIGHTING CONTROL

DALI dt6, Push / Pulse dim on Line Voltage, Wireless Wall Switch (dimmer), Mains / ELV dimming is not possible, 0-10V

See last page for more information about the dimming possibilities.



Raimond II / Raimond II, R61

Dimensions

61cm | 24"



Product

WIDTH 61cm | 24"
HEIGHT 61cm | 24"
DEPTH 61cm | 24"
DIAMETER 61cm | 24"
WEIGHT NETTO 2kg | 4.4lbs

Packaging

WIDTH 72cm | 28.3"
HEIGHT 73cm | 28.7"
CUBAGE 0.38m³ | 13.36ft³
LENGTH 72cm | 28.3"
WEIGHT 8kg | 17.64lbs

Technical UL / CE

ADDITIONAL

Compatible with our Wireless Wall Switch, for quick and easy dimming that gives you full control over the light output.

MATERIAL

Stainless Steel Sphere (indoor use, not resistant to marine environemts) with PMMA lenses

ENERGY LABEL

B

LIGHTSOURCE TYPE

LED

LIGHTSOURCE INCLUDED

Yes

NUMBER OF LIGHTSOURCES

162

INPUT VOLTAGE

120-250V

FREQUENCY

50/60

MAX POWER CONSUMPTION

29W

LAMPHOLDER

LED (Solid state)

LIFETIME

50000 hours

CABLE COLOUR

Transparent with tinned cores

CABLE LENGTH

250cm | 98.4"

CANOPY

Pebble III Steel Coated, ABS

COLOUR TEMPERATURE

2500 K (max)

CRI

92

LIGHT DIRECTION

All directions

LIGHT OUTPUT

1134 lm

DIMMING & LIGHTING CONTROL

DALI dt6, Push / Pulse dim on Line Voltage, Wireless Wall Switch (dimmer), Mains / ELV dimming is not possible, 0-10V

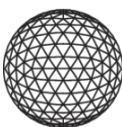
See last page for more information about the dimming possibilities.



Raimond II / Raimond II, R89

Dimensions

89cm | 35"



Product

WIDTH 89cm | 35"**HEIGHT** 89cm | 35"**DEPTH** 89cm | 35"**DIAMETER** 89cm | 35"**WEIGHT NETTO** 2.5kg | 5.5lbs

Packaging

WIDTH 103cm | 40.6"**HEIGHT** 105cm | 41.3"**CUBAGE** 1.11m³ | 39.34ft³**LENGTH** 103cm | 40.6"**WEIGHT** 14kg | 30.86lbs

Technical UL / CE

ADDITIONAL

Compatible with our Wireless Wall Switch, for quick and easy dimming that gives you full control over the light output.

MATERIAL

Stainless Steel Sphere (indoor use, not resistant to marine environments) with PMMA lenses

ENERGY LABEL

B

LIGHTSOURCE TYPE

LED

LIGHTSOURCE INCLUDED

Yes

NUMBER OF LIGHTSOURCES

252

INPUT VOLTAGE

120-250V

FREQUENCY

50/60

MAX POWER CONSUMPTION

40W

LAMPHOLDER

LED (Solid state)

LIFETIME

50000 hours

CABLE LENGTH

250cm | 98,4"

COLOUR TEMPERATURE

2500 K (max)

LIGHT DIRECTION

All directions

DIMMING & LIGHTING CONTROL

DALI dt6, Push / Pulse dim on Line Voltage, Wireless
Wall Switch (dimmer), Mains / ELV dimming is not
possible, 0-10V

See last page for more information about the dimming possibilities.

**CABLE COLOUR**

Transparent with tinned cores

CANOPY

Pebble III Steel Coated, ABS

CRI

92

LIGHT OUTPUT

1744 lm

Dimming & Lighting Control

DALI dt6

The luminaire is dimmable by integrating it into a DALI network. This is an universal and professional standard in home automation systems with endless control possibilities and ease. We advise to hire a professional to integrate the luminaire into your DALI network.

Compatible models: Raimond II, R43 UL, Raimond II, R43 CE, Raimond II, R61 UL, Raimond II, R61 CE, Raimond II, R89 UL, Raimond II, R89 CE

Push / Pulse dim on Line Voltage

The luminaire is dimmable by using an external momentary switch or pushbutton switch. The switch is usually mounted on an existing wall socket. In some cases a Phase or Control wire needs to be added to your home's wiring. The switch should be suitable for use with line voltage and of the type 'normal off - momentary on'. The luminaire dims perfectly when the switch makes and holds contact. A short press switches between on and off.

Compatible models: Raimond II, R43 UL, Raimond II, R43 CE, Raimond II, R61 UL, Raimond II, R61 CE, Raimond II, R89 UL, Raimond II, R89 CE

Wireless Wall Switch (dimmer)

With our Wireless Wall Switch, you'll have full control over your Moooi lighting design with one touch. Our Wireless Wall Switch comprises two components, a wall switch and radio device to put in the canopy of your Moooi lighting design. The wall switch can be integrated in System 55 or Decora style wall switches. The Wireless Wall Switch communicates via Bluetooth with the radio device in the luminaires canopy. Within moments you can enjoy full and fluent dimming, all the way to dark.

Compatible models: Raimond II, R43 UL, Raimond II, R43 CE, Raimond II, R61 UL, Raimond II, R61 CE, Raimond II, R89 UL, Raimond II, R89 CE

Mains / ELV dimming is not possible

Mains and/or ELV dimming is not possible. The wireless wall switch is advised for dimming in this case.

Compatible models: Raimond II, R43 UL, Raimond II, R43 CE, Raimond II, R61 UL, Raimond II, R61 CE, Raimond II, R89 UL, Raimond II, R89 CE

0-10V

The luminaire is dimmable by using an either internally mounted or externally placed 0-10V dimmer switch. 0-10V

is a dimming system widely used in some parts of the world, for example in North-America. This method will need its own wiring. Dimming quality is perfect, without flicker, the range can be limited and the luminaire can be dimmed to off.

Compatible models: Raimond II, R43 UL, Raimond II, R43 CE, Raimond II, R61 UL, Raimond II, R61 CE, Raimond II, R89 UL, Raimond II, R89 CE
