

Heracleum III Linear

BERTJAN POT | POWERED THROUGH ELECTROSANDWICH® BY MARCEL WANDERS




Heracleum III Linear, a Moooi Original, by Bertjan Pot combines elegance and function. Its long frame and upward-sweeping blossoms make it ideal for dining tables or kitchen islands. Powered with Electrosandwich® by Marcel Wanders Studio, it creates a warm glow with bright LEDs. Available in four colours and compatible with the Wireless Wall Switch.

Detailing



The Heracleum III Linear is a design not possible with normal wires. It's powered by Electrosandwich, a technique of coating conductive layers.


Colours



Green



Copper



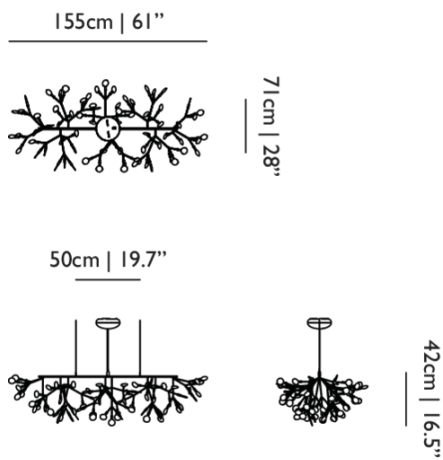
Nickel



White

Heracleum III Linear / Linear

Dimensions



Product

WIDTH 155cm | 61"
HEIGHT 42cm | 16.5"
DEPTH 71cm | 28"
WEIGHT NETTO 6.5kg | 14.33lbs

Packaging

WIDTH 85cm | 33.5"
HEIGHT 55cm | 21.7"
CUBAGE 0.92m³ | 32.36ft³
LENGTH 196cm | 77.2"
WEIGHT 13kg | 28.66lbs

Technical CE / UL

MATERIAL

Metal wire frame, polycarbonate lenses, ultra thin suspension wire

LIGHTSOURCE TYPE

LED

LIGHTSOURCE INCLUDED

Yes

NUMBER OF LIGHTSOURCES

72

INPUT VOLTAGE

120-250V

FREQUENCY

50/60

MAX POWER CONSUMPTION

22W

LAMPHOLDER

LED (Solid state)

LIFETIME

50000 hours

CABLE COLOUR

Transparent with tinned cores

CABLE LENGTH

400cm | 157.5"

CANOPY

Pebble III in matching color, Pebble III Copper Coated, ABS, Pebble III Nickel Coated, ABS, Pebble III White Coated, ABS

CHROM X

0.46

CHROM Y

0.4

COLOUR TEMPERATURE

2600 K (max)

CRI

91

LIGHT DIRECTION

All directions

LIGHT OUTPUT

1872 lm

DIMMING & LIGHTING CONTROL

DALI dt6, Push / Pulse dim on Line Voltage, Wireless
Wall Switch (dimmer), Mains / ELV dimming is not
possible, 0-10V

See last page for more information about the dimming possibilities.



Dimming & Lighting Control

DALI dt6

The luminaire is dimmable by integrating it into a DALI network. This is an universal and professional standard in home automation systems with endless control possibilities and ease. We advise to hire a professional to integrate the luminaire into your DALI network.

Compatible models: Linear CCC, Linear CE, Linear UL

Push / Pulse dim on Line Voltage

The luminaire is dimmable by using an external momentary switch or pushbutton switch. The switch is usually mounted on an existing wall socket. In some cases a Phase or Control wire needs to be added to your home's wiring. The switch should be suitable for use with line voltage and of the type 'normal off - momentary on'. The luminaire dims perfectly when the switch makes and holds contact. A short press switches between on and off.

Compatible models: Linear CCC, Linear CE, Linear UL

Wireless Wall Switch (dimmer)

With our Wireless Wall Switch, you'll have full control over your Moooi lighting design with one touch. Our Wireless Wall Switch comprises two components, a wall switch and radio device to put in the canopy of your Moooi lighting design. The wall switch can be integrated in System 55 or Decora style wall switches. The Wireless Wall Switch communicates via Bluetooth with the radio device in the luminaires canopy. Within moments you can enjoy full and fluent dimming, all the way to dark.

Compatible models: Linear CCC, Linear CE, Linear UL

Mains / ELV dimming is not possible

Mains and/or ELV dimming is not possible. The wireless wall switch is advised for dimming in this case.

Compatible models: Linear CE, Linear UL

0-10V

The luminaire is dimmable by using an either internally mounted or externally placed 0-10V dimmer switch. 0-10V is a dimming system widely used in some parts of the world, for example in North-America. This method will need its own wiring. Dimming quality is perfect, without flicker, the range can be limited and the luminaire can be dimmed to off.

Compatible models: Linear CE, Linear UL
