

Heracleum III The Big O

BERTJAN POT | POWERED THROUGH ELECTROSANDWICH® BY MARCEL WANDERS



Crowning your space with elegance, The Big O by Bertjan Pot features a radiant, circular bloom. Inspired by crowns of power and eternity, its slender branches and leaf-shaped lenses bring nature's beauty to interiors. Powered with Electrosandwich® by Marcel Wanders studio, it is available in two sizes, four colours and works with the Wireless Wall Switch.

Detailing




Heracleum III The Big O is powered by Electrosandwich, a coating of conductive layers on the branches that creates a clean silhouette.


Colours



Copper



Green




Nickel



White

Heracleum III The Big O / Big

Dimensions



Product

WIDTH 210cm | 82.7"
HEIGHT 35cm | 13.8"
DEPTH 210cm | 82.7"
DIAMETER 210cm | 82.7"
WEIGHT NETTO 10.5kg | 23.15lbs

Packaging

WIDTH 115cm | 45.3"
HEIGHT 107cm | 42.1"
CUBAGE 2.93m³ | 103.64ft³
LENGTH 238.5cm | 93.9"
WEIGHT 30kg | 66.14lbs

Technical CE / UL

ADDITIONAL

To use the Wireless Wall Switch with Heracleum The Big O, an additional device in the driver is needed. Please contact our sales department via sales@mooodi.com or your Mooodi sales representative for advice and support.

MATERIAL

Metal wire frame, polycarbonate lenses, ultra thin suspension wire

LIGHTSOURCE TYPE	LIGHTSOURCE INCLUDED
LED	Yes
NUMBER OF LIGHTSOURCES	INPUT VOLTAGE
324	120-250V
FREQUENCY	MAX POWER CONSUMPTION
50/60	84W
LAMPHOLDER	LIFETIME
LED (Solid state)	50000 hours
CABLE COLOUR	CABLE LENGTH
Transparent with tinned cores	400cm 157.5"
CANOPY	CHROM X
Pebble III in matching color	0.46
CHROM Y	COLOUR TEMPERATURE
0.4	2600 K (max)
CRI	LIGHT DIRECTION
91	All directions
LIGHT OUTPUT	
8427 lm	

DIMMING & LIGHTING CONTROL

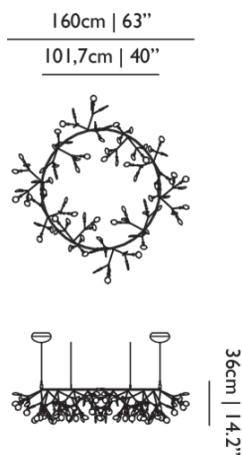
DALI dt6, Push / Pulse dim on Line Voltage, Wireless Wall Switch (dimmer), Mains / ELV dimming is not possible, 0-10V

See last page for more information about the dimming possibilities.



Heracleum III The Big O / Small

Dimensions



Product

WIDTH 160cm | 63"
HEIGHT 36cm | 14.2"
DEPTH 160cm | 63"
DIAMETER 160cm | 63"
WEIGHT NETTO 7.7kg | 16.98lbs

Packaging

WIDTH 48cm | 18.9"
HEIGHT 157cm | 61.8"
CUBAGE 1.15m³ | 40.72ft³
LENGTH 153cm | 60.2"
WEIGHT 18kg | 39.68lbs

Technical CE / UL

ADDITIONAL

To use the Wireless Wall Switch with Heracleum The Big O, an additional device in the driver is needed. Please contact our sales department via sales@mooodi.com or your Mooodi sales representative for advice and support.

MATERIAL

Metal wire frame, polycarbonate lenses, ultra thin suspension wire

LIGHTSOURCE TYPE

LED

LIGHTSOURCE INCLUDED

Yes

NUMBER OF LIGHTSOURCES

90

INPUT VOLTAGE

120-250V

FREQUENCY

50/60

MAX POWER CONSUMPTION

32W

LAMPHOLDER

LED (Solid state)

LIFETIME

50000 hours

CABLE COLOUR

Transparent with tinned cores

CABLE LENGTH

400cm | 157.5"

CANOPY

Pebble III Copper Coated, ABS, Pebble III Green Coated, ABS, Pebble III Nickel Coated, ABS, Pebble III White Coated, ABS

COLOUR TEMPERATURE

2600 K (max)

LIGHT DIRECTION

All directions

DIMMING & LIGHTING CONTROL

DALI dt6, Push / Pulse dim on Line Voltage, Wireless Wall Switch (dimmer), Mains / ELV dimming is not possible, 0-10V

See last page for more information about the dimming possibilities.

CHROM X

0.46

CHROM Y

0.4

CRI

91

LIGHT OUTPUT

2340 lm



Dimming & Lighting Control

DALI dt6

The luminaire is dimmable by integrating it into a DALI network. This is an universal and professional standard in home automation systems with endless control possibilities and ease. We advise to hire a professional to integrate the luminaire into your DALI network.

Compatible models: Big CCC, Big CE, Big UL, Small CCC, Small CE, Small UL

Push / Pulse dim on Line Voltage

The luminaire is dimmable by using an external momentary switch or pushbutton switch. The switch is usually mounted on an existing wall socket. In some cases a Phase or Control wire needs to be added to your home's wiring. The switch should be suitable for use with line voltage and of the type 'normal off - momentary on'. The luminaire dims perfectly when the switch makes and holds contact. A short press switches between on and off.

Compatible models: Big CCC, Big CE, Big UL, Small CCC, Small CE, Small UL

Wireless Wall Switch (dimmer)

With our Wireless Wall Switch, you'll have full control over your Moooi lighting design with one touch. Our Wireless Wall Switch comprises two components, a wall switch and radio device to put in the canopy of your Moooi lighting design. Since the Big O have two canopies, an additional Casambi Ready Internal Antenna is necessary for the Heracleum III Big O. Please contact our sales department for more information. The wall switch can be integrated in System 55 or Decora style wall switches. The Wireless Wall Switch communicates via Bluetooth with the Casambi Ready Internal Antenna in the luminaires canopy. Within moments you can enjoy full and fluent dimming, all the way to dark.

Compatible models: Big CCC, Big CE, Big UL, Small CCC, Small CE, Small UL

Mains / ELV dimming is not possible

Mains and/or ELV dimming is not possible. The wireless wall switch is advised for dimming in this case.

Compatible models: Big CCC, Big CE, Big UL, Small CCC, Small CE, Small UL

0-10V

The luminaire is dimmable by using an either internally mounted or externally placed 0-10V dimmer switch. 0-10V is a dimming system widely used in some parts of the world, for example in North-America. This method will need its own wiring. Dimming quality is perfect, without flicker, the range can be limited and the luminaire can be

dimmed to off.

Compatible models: Big CE, Big UL, Small CE, Small UL
