

Construction Lamp Floor

JOOST VAN BLEISWIJK




The Construction lamp ultimately originates from a bright curiosity combined with expert skills, industrial tools and a touch of playful passion for vintage construction toys. As a result, the lamp's details and joints take the shape of Victorian cast iron components and become part of a base that resembles a traditional electricity pole. Enjoy a high voltage stream of inventiveness and light!

Detailing




Just like vintage construction toys and scaffolding, the Construction Lamp is assembled by hand.

Colours



Black

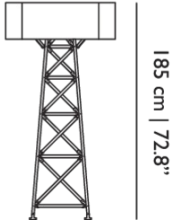


White

Construction Lamp Floor / Large

Dimensions

90 cm | 35.4"



Product

WIDTH 90cm | 35.4"

HEIGHT 185cm | 72.8"

DEPTH 90cm | 35.4"

DIAMETER 90cm | 35.4"

WEIGHT NETTO 16kg | 35.27lbs

Packaging

WIDTH 102cm | 40.2"

HEIGHT 202cm | 79.5"

CUBAGE 2.1m³ | 74.22ft³

LENGTH 102cm | 40.2"

WEIGHT 44kg | 97lbs

Technical CE

MATERIAL

Diecast powdercoated aluminum, white version with wooden slats, bent steel shade.

ENERGY LABEL

A++ to E

LIGHTSOURCE TYPE

Incandescent

NUMBER OF LIGHTSOURCES

4

INPUT VOLTAGE

220-240V

FREQUENCY

60

MAX POWER CONSUMPTION

75W

LAMPHOLDER

E27

CABLE COLOUR

Black

PLUG TYPE

Europlug (Type-C)

CABLE LENGTH

300cm | 118.1"

SWITCH

In line slide dimmer with on/off switch

LIGHT DIRECTION

All directions

DIMMING & LIGHTING CONTROL

Dimmer on power cord

See last page for more information about the dimming possibilities.



Technical UL

MATERIAL

Diecast powdercoated aluminum, white version with wooden slats, bent steel shade.

ENERGY LABEL

A++ to E

NUMBER OF LIGHTSOURCES

4

FREQUENCY

50

LAMPHOLDER

E26

PLUG TYPE

US plug (Type A)

SWITCH

In line slide dimmer with on/off switch

DIMMING & LIGHTING CONTROL

Dimmer on power cord

See last page for more information about the dimming possibilities.**LIGHTSOURCE TYPE**

Incandescent

INPUT VOLTAGE

110-127V

MAX POWER CONSUMPTION

75W

CABLE COLOUR

Black

CABLE LENGTH

300cm | 118.1"


LIGHT DIRECTION

All directions

Construction Lamp Floor / Medium

Dimensions

67 cm | 26.4"



139 cm | 54.7"

Product

WIDTH 67cm | 26.4"**HEIGHT** 139cm | 54.7"**DEPTH** 67cm | 26.4"**DIAMETER** 67cm | 26.4"**WEIGHT NETTO** 11kg | 24.25lbs

Packaging

WIDTH 79cm | 31.1"**HEIGHT** 162cm | 63.8"**CUBAGE** 1.01m³ | 35.7ft³**LENGTH** 79cm | 31.1"**WEIGHT** 28kg | 61.73lbs

Technical CE

MATERIAL

Diecast powdercoated aluminum, white version with wooden slats, bent steel shade.

ENERGY LABEL

A++ to E

NUMBER OF LIGHTSOURCES

2

LIGHTSOURCE TYPE

Incandescent

INPUT VOLTAGE

220-240V

FREQUENCY

60

MAX POWER CONSUMPTION

75W

LAMPHOLDER

E27

CABLE COLOUR

Black

PLUG TYPE

Europlug (Type-C)

CABLE LENGTH

300cm | 118.1"

SWITCH

In line slide dimmer with on/off switch

LIGHT DIRECTION

All directions

DIMMING & LIGHTING CONTROL

Dimmer on power cord

See last page for more information about the dimming possibilities.*Technical UL***MATERIAL**

Diecast powdercoated aluminum, white version with wooden slats, bent steel shade.

ENERGY LABEL

A++ to E

LIGHTSOURCE TYPE

Incandescent

NUMBER OF LIGHTSOURCES

2

INPUT VOLTAGE

110-127V

FREQUENCY

50

MAX POWER CONSUMPTION

75W

LAMPHOLDER

E26

CABLE COLOUR

Black

PLUG TYPE

US plug (Type A)

CABLE LENGTH

300cm | 118.1"

SWITCH

In line slide dimmer with on/off switch

LIGHT DIRECTION

All directions

DIMMING & LIGHTING CONTROL

Dimmer on power cord

See last page for more information about the dimming possibilities.

Dimming & Lighting Control

Dimmer on power cord

Compatible models: Large CE, Large UL, Medium CE, Medium UL
